


Asset Manager

Identifying your assets and tracking their usage just got easier!

Asset Manager is a software solution designed to manage and track assets such as equipment, supplies, electronics, vehicles, etc. Any item that can be labeled with a barcode can be logged into the Asset Manager software and assigned to a department, agency, or any kind of group. With Asset Manager, you can quickly and easily generate reports detailing who has used or is currently using any asset and view inventory details.



Asset Manager is a stand alone product but can also be integrated with other Mobile Solutions™ and Companion Products to build a more comprehensive system. When integrated with other companion products, Asset Manager allows you to:

- Manage assets away from a workstation using handheld devices.
- Track assets across multiple locations.
- Search an asset database away from the workstation.
- Share asset and inventory data with other departments or groups located on a local, regional, state or national level.
- Backup data with a one click process.
- Know what attainable assets are available when managing an event.
- Wirelessly transmit data in real time.
- Transport your workstation to any site to manage and track assets at any location.
- View asset usage reports for events/incidents.

Asset Manager Features

- > Label assets with barcoded asset tags.
- > Assign assets to people.
- > Associate assets using a parent/child category relationship.
- > Link documents to assets such as POs and invoices.
- > Schedule and track maintenance on vehicles and equipment.
- > Generate asset reports for accountability.
- > Attach documents to assets and meet the needs of NFPA 1851.
- > Track products by department, grant and purchase date.
- > NIMS resource typing available.

The Asset Manager Process

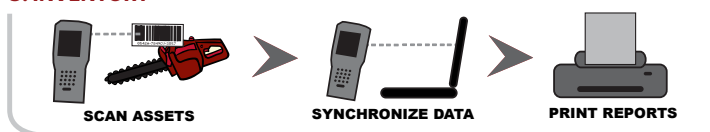
1. LABEL



2. TRACK



3. INVENTORY



4. LOAN



Companion Products

The Asset Manager software can be integrated with other hardware and software products to enhance the solution and build a more comprehensive system resulting in greater effectiveness and success when managing assets.



Mobile Command Cases

The Mobile Command Case is a turn-key, integrated solution packaged as a compact, self contained workstation. This case is designed to quickly be transported and setup with little to no preparation.

- Available as a standard or mini command case.
- Protected by a durable, water tight mobile case.
- Track people away from the command workstation.



Easily transport to multiple locations with little to no preparation!

Data Server

- Remotely synchronize your Command Center with the Data Server.
- Doubles as a backup for data recovery.
- Synchronize and share data with many Command Centers.
- Tailor options of access to other Command Centers.



Mobile Tracking Devices

- Track assets away from the command workstation.
- Wirelessly connect to the command workstation by transmitting data in real-time.
- Add multiple applications to each device.
- Search an asset database.




Stationary Tracking Devices

- Use multiple interfaces.
- Capture data stored on a 1- or 2-D barcode or magstripe ID.
- Constant focus for unattended scanning (hands-free intellistand).



IDPix 1000 Professional

- One click photo capture & auto cropping.
- Quickly capture high quality photos.
- Cable management.
- Ability to integrate with multiple cameras & software.
- Reliable, consistent performance.
- Streamlined design & function controls.



Emergency Event Manager & Elliott Clinic Manager Solution

- Enroll patients on-site.
- Dispense medication and supplies.
- Choose from multiple card designs.
- Know who is and is not on-site.
- Instantly issue positive ID on-site.
- Provide a dynamic medical questionnaire.
- Generate accurate reports quickly for federal reimbursement.



ID Badging System

- Multiple security features to choose from.
- Increased durability with virtual edge-to-edge laminates.
- Instantly issue quality IDs within minutes.
- Include color photos, logos & background images on IDs.
- Theft-deterrent software and hardware lock system.



Additional Features

- > NIMS resource typing available.
- > Link documents to assets such as POs and invoices.
- > Issue asset tags by:
 - Using Asset Manager & label printer.
 - Purchase preprinted tags.
 - Add a machine readable tag currently on the asset and it in the Asset Manager System.
- > Create a second record using Duplicate Asset button.



1-888-383-6083

www.multicard.com

Minimum Requirements

- CPU - P4 2GHz
- Microsoft XP or Windows 7 Pro 32 bit
- 2 GB Ram
- 10 GB free hard drive space
- Adobe Reader 7.0 (free version)
- Clean power

Optional Accessories

- SmartReg
- Tethered scanner
- Stationary reader
- Handheld devices
- Asset tag printer
- Capture solutions